

Glover Elementary School



School Improvement Plan 2011-2012

Glover School Site Council

Stephanie Nephew, Principal, Chair

Emily McElhinney, Parent, Co-Chair

Janis Powell, Teacher

Kristen Smith, Teacher

Chase Eschauzier, Teacher

Jim Suppelsa, Parent

Raju Pathak, Parent

* We meet the first Wednesday of every month

Glover School – 2011 Preliminary AYP

| | NCLB Accountability Status | Performance Rating | Improvement Rating |
|------------------------------|--|------------------------------------|------------------------------------|
| ENGLISH LANGUAGE ARTS | No Status | Very High | On Target |
| MATHEMATICS | No Status | Very High | Above Target |

| Student Group | (A) Participation Did at least 95% of students participate in MCAS? | | (B) Performance Did student group meet or exceed state performance target? | | (C) Improvement Did student group meet or exceed its own improvement target? | | (D) Attendance Did student group meet attendance (G1-8) or graduation rate target (G9-12)? | | AYP 2011 |
|------------------------------|--|--------|---|--------|---|------------------|---|--------|----------|
| | Met Target | Actual | Met Target (95.1) | Actual | Met Target | Change from 2010 | Met Target | Actual | |
| ENGLISH LANGUAGE ARTS | | | | | | | | | |
| Aggregate | Yes | 99 | No | 94.7 | Yes | 2.2 | Yes | 96.0 | Yes |
| Lim. English Prof. | - | - | - | - | - | - | - | - | - |
| Special Education | Yes | 100 | No | 81.9 | Yes | 7.3 | Yes | 95.8 | Yes |
| Low Income | - | - | - | 85.6 | - | - | - | - | - |
| Afr. Amer./Black | - | - | - | 84.7 | - | - | - | - | - |
| Asian or Pacif. Isl. | - | - | - | - | - | - | - | - | - |
| Hispanic | - | - | - | - | - | - | - | - | - |
| Native American | - | - | - | - | - | - | - | - | - |
| White | Yes | 99 | Yes | 96.3 | Yes | 2.9 | Yes | 95.9 | Yes |
| MATHEMATICS | | | | | | | | | |
| Aggregate | Yes | 100 | Yes | 92.9 | Yes | 5.8 | Yes | 96.0 | Yes |
| Lim. English Prof. | - | - | - | - | - | - | - | - | - |
| Special Education | Yes | 100 | No | 82.8 | Yes | 19.9 | Yes | 95.8 | Yes |
| Low Income | - | - | - | 79.8 | - | - | - | - | - |
| Afr. Amer./Black | - | - | - | 81.5 | - | - | - | - | - |
| Asian or Pacif. Isl. | - | - | - | - | - | - | - | - | - |
| Hispanic | - | - | - | - | - | - | - | - | - |
| Native American | - | - | - | - | - | - | - | - | - |
| White | Yes | 100 | Yes | 94.9 | Yes | 5.3 | Yes | 95.9 | Yes |

| Glover | | 2007 | 2008 | 2009 | 2010 | 2011 | 2011 NCLB Accountability Status | Subgroup Name |
|--------|---------------|------|------|------|------|------|---------------------------------|---------------|
| ELA | Aggregate | Yes | Yes | NO | Yes | Yes | No Status | |
| | All Subgroups | Yes | NO | No | Yes | Yes | | |
| | | | | | | | | |
| MATH | Aggregate | Yes | Yes | Yes | Yes | Yes | NoStatus | |
| | All Subgroups | Yes | NO | NO | Yes | Yes | | |
| | | | | | | | | |

Glover School:

- Made AYP in the aggregate and all subgroups in ELA & MATH
- Commendation – Narrowing the Proficiency Gap & Exiting NCLB Accountability Status

Glover School

Commendation for: Narrowing Proficiency Gap and Exiting NCLB Accountability Status

➤ Positive CPI change for high need group

Special Education

| | 2009-2010 | | | 2010-2011 | | |
|------|-----------|------|------|-----------|------|-------|
| ELA | 66.3 | 74.6 | +8.3 | 74.6 | 81.9 | +7.3 |
| MATH | 57.1 | 62.9 | +5.8 | 62.9 | 82.8 | +19.9 |

➤ Over all CPI change of 5 points or greater

YES

➤ Increase % of high needs scoring Proficient and Advanced

Special Education

| | 2009-2010 | | | 2010-2011 | | |
|------|-----------|-----|-----|-----------|-----|-----|
| ELA | 26% | 26% | 0 | 26% | 48% | +22 |
| MATH | 26% | 39% | +13 | 39% | 55% | +16 |

Comparison of 2011 Growth & % Proficient or Higher by SCHOOL

| ELA | | | | | | |
|------------|--------------|--------------|-------|-----------------------------------|-----------------------------------|-------|
| | MSGP 2010 | MSGP 2011 | Diff. | % Proficient or Higher 2010 | % Proficient or Higher 2011 | Diff. |
| Collicot | 60.0 | 64.0 | 4.0 | 76 | 79 | 3 |
| Cunningham | 57.0 | 76.0 | 19.0 | 72 | 76 | 4 |
| Glover | 56.0 | 62.5 | 6.5 | 80 | 84 | 4 |
| Tucker | 78.0 | 70.0 | -8.0 | 60 | 65 | 5 |
| PMS | 52.0 | 57.0 | 5.0 | 84 | 86 | 2 |
| MHS | 46.0 | 58.0 | 12.0 | 86 | 92 | 6 |

| MATH | | | | | | |
|------------|--------------|--------------|-------|-----------------------------------|-----------------------------------|-------|
| | MSGP 2010 | MSGP 2011 | Diff. | % Proficient or Higher 2010 | % Proficient or Higher 2011 | Diff. |
| Collicot | 65.0 | 83.0 | 18.0 | 74 | 86 | 12 |
| Cunningham | 48.0 | 75.0 | 27.0 | 69 | 80 | 11 |
| Glover | 49.0 | 62.0 | 13.0 | 67 | 80 | 13 |
| Tucker | 80.0 | 81.5 | 1.5 | 62 | 66 | 4 |
| PMS | 55.0 | 62.0 | 7.0 | 72 | 73 | 1 |
| MHS | 58.0 | 48.0 | -10.0 | 81 | 86 | 5 |

Focus Areas for Improvement

Math

- Measurement
- Geometry
- Patterns, Relations, and Algebra (Symbols)

ELA

- Long Composition
- Open Response
- Poetry
- Making Inferences

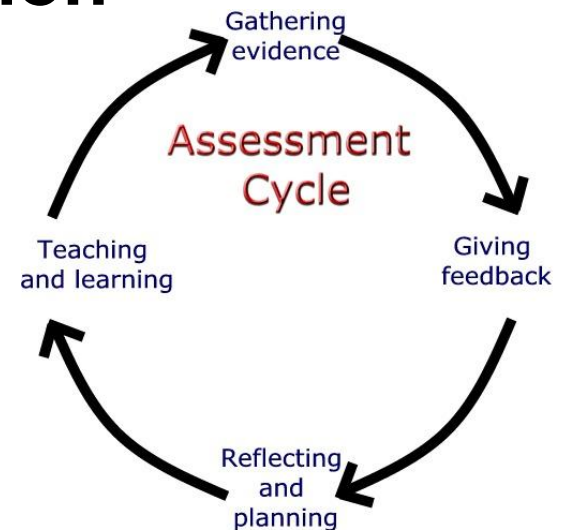
High Academic Achievement for All Students & Excellence in the Classroom

Curriculum & Assessment:

- **Development of Curriculum Documents**

Aligned with MA DESE Frameworks

- Digging into the Common Core State Standards
- **Using Data to Inform Instruction**
 - MCAS Data Analysis
 - Unit Assessments
 - Student Work Analysis



High Academic Achievement for All Students & Excellence in the Classroom

Meeting the Needs of a Continuum of Learners:

1. Flexible Grouping
2. Enrichment/ Support
Before/After School
Classes
3. Increase Inclusion Special
Education Services
4. Well Done Awards



High Academic Achievement for All Students & Excellence in the Classroom

Expand Opportunities for Writing


1. 5th Grade Writer's Workshop
2. Writer's Notebooks
3. Student Work Analysis Sessions
4. Providing Effective Feedback
5. Explicit Writing Instruction Professional Development



Risk-Taking and Innovation for Education

Increasing Technology to Enhance Instruction

- Projectors in ALL classrooms
- Smartboards in ALL classrooms by the end of the 2011-2012 school year
- Study Island for ALL 2nd grade students
- Online writing portfolios in 5th Grade
- Pilot the use of IPADS to support individualized instruction



Respect for Human Differences

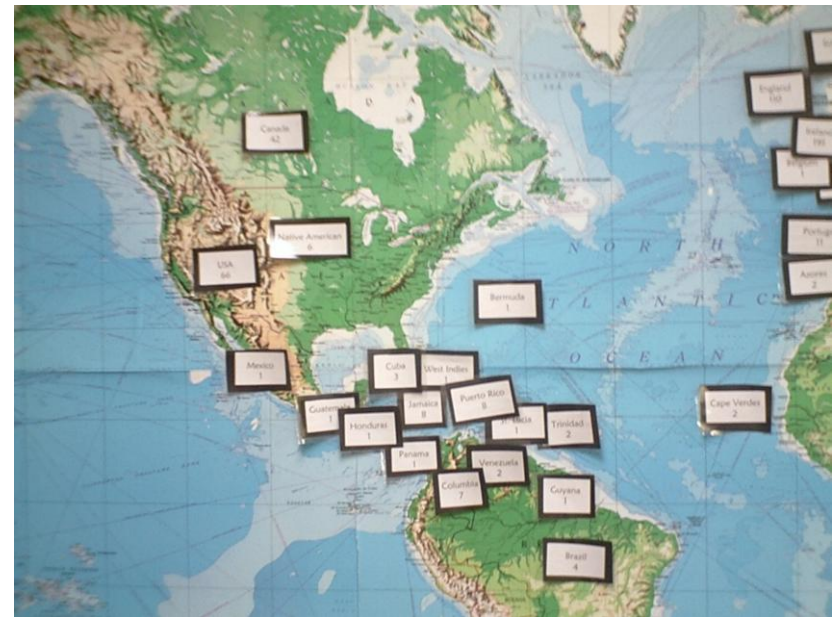
- Bullying Curriculum
 - Compassion
 - Respect
 - Honesty
 - Responsibility



Respect for Human Differences

Diversity Committee Initiatives:

- Glover Goes Global Project
- One Book, One School Initiative



Collaborative Relationships and Communication

Parent/ Guardian Involvement:

- Family Literacy Night
- Family Math Night
 - Meet the Artist
 - PTO Surveys
 - Newsletters
 - JA in a Day



Collaborative Relationships and Communication

Student/Teacher Involvement:

- Student Leadership Advisory Council
 - The Great Reading Race
 - Study Island for a Cause
- Special Education Team Collaborative Meetings
- Glover Shared Folder

