



Cunningham Elementary School Site Council Presentation


January 23, 2019






Cunningham School Site Council Members

- **Jonathan Redden**, Principal
- **Bernadette Butler**, Assistant Principal/ELA & Math Curriculum Coordinator
- **Amy Zoll**, Grade 3 Teacher/School Representative
- **Caroline Morton**, Grade 2 French Teacher/School Representative
- **Annemarie Quinn**, Kindergarten Teacher/School Representative
- **Kathy LaPierre**, Team Chair/School Representative
- **Rebecca Davis**, Parent Representative
- **Megan Sekhar**, Parent Representative
- **Franc Graham**, Parent Representative
- **Sarah Slater**, Parent Representative
- **Stephanie O'Keefe**, Community Representative






Cunningham Elementary School


Who Are We?

The mission of the Milton Public Schools is to educate, challenge, and empower all students to be productive, caring and contributing members of society.

We are...

- A preschool - Grade 5 student body of 610 students.
- A school community that is proud of our diversity, achievement, growth, and inclusive practices.
- Proud to house two district-wide programs:
 - ICLP
 - Co-taughts
 - Preschool





Cunningham Elementary School


How have we grown?


2013-14

Preschool	0
Kindergarten	65
First Grade	86
Second Grade	77
Third Grade	83
Fourth Grade	88
Fifth Grade	71
Total	470


2018-19

Preschool	84
Kindergarten	92
First Grade	88
Second Grade	95
Third Grade	96
Fourth Grade	85
Fifth Grade	70
Total	610






2017-18 MCAS Data




Grade and Subject	Meeting or Exceeding Expectations		Exceeding Expectations		Meeting Expectations		Partially Meeting Expectations		Not Meeting Expectations		No. of Students Included	Avg. Scaled Score	Included in Avg.SGP	Ach.Pctl
	School	State	School	State	School	State	School	State	School	State				
GRADE 03 - READING	71	52	13	9	57	43	29	41	0	7	82	509.2	N/A	77
GRADE 03 - MATHEMATICS	66	50	10	10	56	40	32	38	2	12	82	507.7	N/A	74
GRADE 04 - ENGLISH LANGUAGE ARTS	59	53	15	10	44	43	40	38	1	9	73	508.5	48.6	74
GRADE 04 - MATHEMATICS	77	48	10	7	67	41	21	39	3	13	73	509.0	58.7	86
GRADE 05 - ENGLISH LANGUAGE ARTS	70	54	7	6	63	48	26	38	4	8	99	508.8	59.0	75
GRADE 05 - MATHEMATICS	66	46	7	5	59	41	29	44	5	10	99	506.8	64.0	82


Grade and Subject	Proficient or Higher		Advanced		Proficient		Needs Improvement		Warning/ Failing		No. of Students		CPI	Included in Avg.SG
	School	State	School	State	School	State	School	State	School	State	Included	Avg.SG		
GRADE 05 - SCIENCE AND TECH/ENG	66	47	29	18	36	30	27	39	7	13	99	87.9	N/A	N/A



2017-18 ELA Accountability Data


Group	2017 Achievement	2018 Achievement	Change	2018 Target	N	Points	Reason
All Students	508.1	508.8	0.7	509.8	254	2	Improved Below Target
Lowest Performing	483.7	488.9	5.2	487.6	39	4	Exceeded Target
High needs	496.4	496.8	0.4	498	64	2	Improved Below Target
Students w/ disabilities	492	491	-1	493.3	39	0	Declined
White	508	508.9	0.9	509.6	192	2	Improved Below Target






2017-18 Math Accountability Data


Group	2017 Achievement	2018 Achievement	Change	2018 Target	N	Points	Reason
All Students	507.6	507.6	0	508.8	254	3	Met Target
Lowest Performing	483.5	489.2	5.7	486.3	39	4	Exceeded Target
High needs	495.7	495.5	-0.2	497.1	64	1	No Change
Students w/ disabilities	493.7	492.1	-1.6	495.5	39	0	Declined
White	508.1	508.7	0.6	509.4	192	3	Met Target






2017-18 Science Accountability Data

Group	2017 Achievement	2018 Achievement	Change	2018 Target	N	Points	Reason
All Students	90.8	87.9	-2.9	93	99	3	Met Target
White	90.3	89.9	-0.4	92.4	77	4	Exceeded Target






2017-2020 School Improvement Goals


Cunningham staff will implement a comprehensive English Language Arts curriculum to teach literacy that is data driven, cross-curricular, and research-based so that the needs of our diverse learners are addressed and students reach their maximum potential.

Cunningham staff will plan and deliver challenging, developmentally appropriate mathematics lessons that actively engage students, emphasize depth and breadth, and develop skills in mathematics such as critical thinking, problem solving, decision making, and communication.



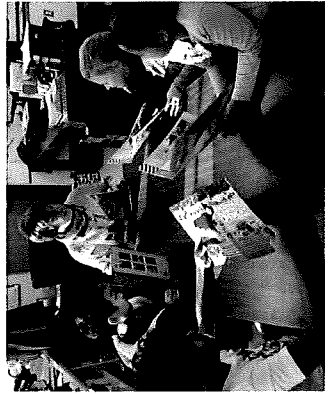

The Cunningham School will create school-wide systems of support that include proactive strategies for defining, teaching, and supporting appropriate student behaviors.




The Cunningham Experience


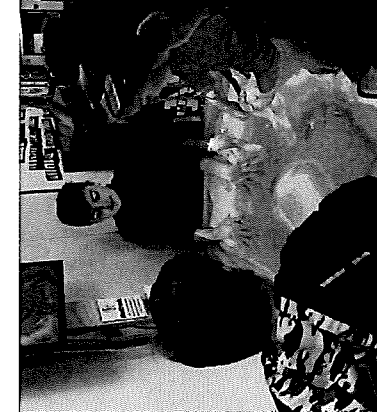



Reach for Reading








Inclusive and Engaging Teaching Strategies






Social Emotional Learning








Student Leadership



Preschool





Family Involvement

Family Outreach:

In addition to newsletters:

 @cunninghamelem


 @cunninghamelem

 Cunningham School PTO



 <https://www.miltonps.org/cunningham/>






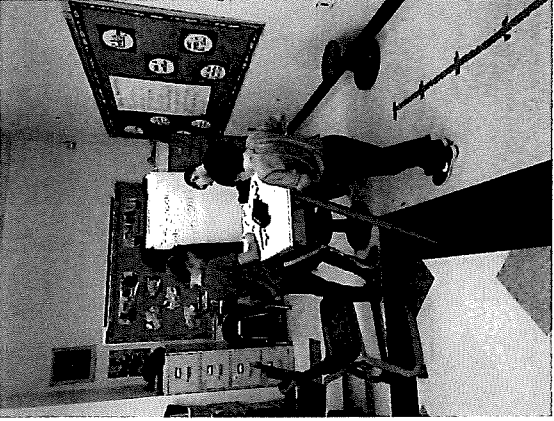

Seesaw




Celebrating our Differences






Flexible Seating






Cunningham Kindness Club





CUNNINGHAM ELEMENTARY SCHOOL



All Staff
2018-2019

