

Milton Public Schools COVID Plan Update

November 4, 2020



DOES MILTON HAVE A PLAN?

The Milton Public Schools presented three (3) plans this summer:

1. Full In-Person Plan
2. Hybrid Plan
3. Full Remote Plan

All three plans were submitted to DESE



COMMUNICATION WITH THE COMMUNITY

June – Survey sent to students asking about their experiences with remote learning in the spring

June 12 – Survey sent to MPS families to get an overview of the pulse of the community in regard to the challenge of returning to school during the COVID 19 pandemic

July 15 – Zoom with staff hosted by administrators and members of RTS Task Force

July 16 – Zoom with Parents/Guardians hosted by administrators and RTS Task Force

July 24 – Survey sent to MPS Families asking for preference – full return to in-person learning; hybrid model or full remote



COMMUNICATION CONTINUED...

July 29 – Presentation to School Committee (Guidance, Process and Draft Plans)

July 30 – Return to Task Force Q&A for parents/guardians

July 31 - Submitted initial plans to the DESE for Review

August 5 – Second Presentation to School Committee

August 13 – Presentation to School Committee with Return to School
Recommendation 2020

August 13 – Survey sent to families for Hybrid/Remote Choice form (Due date was
August 17)

August 14 – Final plan submitted to DESE



WHAT FACTORS PLAYED INTO OUR PLAN?

- Student and Staff Safety
- Mental well-being of our students and staff
- Providing in-person learning (Choice Model)
- Providing MPS students with MPS faculty and staff (No LMS)
- Connecting with teachers every day (in-person or remote)
- Fostering positive relationships between students and staff
- Parent/Guardian choice (surveys and requests)
- Collaboration with community through the RTS Task Force



RTS TASK FORCE AND SUBCOMMITTEES

140+ People on the RTS Task Force (63 Parents/Guardians)

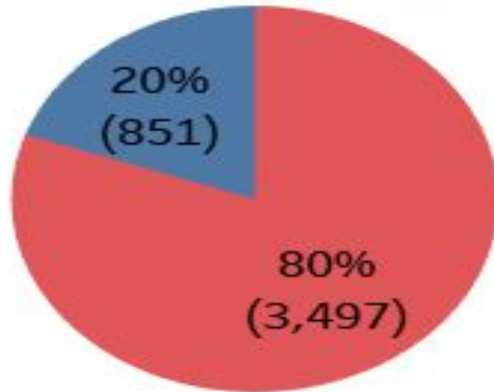
Subcommittees Include:

- Health Committee
- Wellness Committee
- Facilities Committee
- Teaching and Learning Committee (HS, Middle, Elementary, Early Childhood, PE, Performing & Fine Arts)
- Family Outreach Committee
- Technology Committee
- Operations Beyond the School Day Working Groups
 - Athletics
 - Before/After School and Clubs
 - Community Schools
- Finance-Committee
- Transportation Committee
- MPS Administration (Central Office, Principals, Department Heads) worked all summer long

DISTRICT SCHOOL CHOICE AS OF 11.1.2020

District School Choice

Data as of 11/1/2020



DOE Instruction Mode

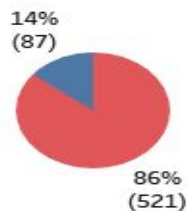
02- Hybrid

03- Remote

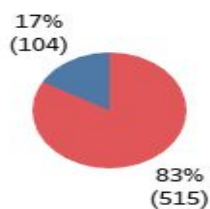
CHOICE BY SCHOOL

Choice by School Data as of 11/1/2020

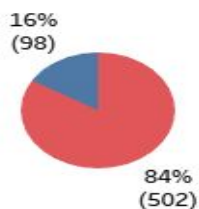
COLLICOT ELEMENTARY SCHOOL



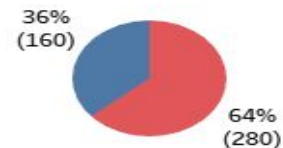
CUNNINGHAM ELEMENTARY SCHOOL



GLOVER SCHOOL



TUCKER SCHOOL

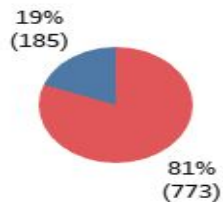


DOE Instruction Mode

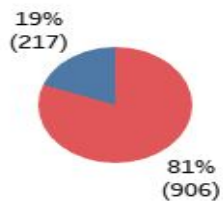
02- Hybrid

03- Remote

PIERCE MIDDLE SCHOOL



MILTON HIGH SCHOOL





HOW ARE WE ABLE TO FUNCTION IN HYBRID?

- Mask Wearing
- Social Distancing
- Handwashing
- No eating in the classrooms - food distributed during dismissal
- Adequate time for custodial staff to clean and sanitize
- Daily pre-screening request
- Encouraging close contacts to quarantine and get tested
- Reducing and/or eliminating sharing of items
- Continued efforts to inform students, staff and families of updates
- Teachers are working longer and harder



HOW ARE WE ABLE TO FUNCTION IN HYBRID?

- Removed all non-essential furniture
- Ventilation evaluations
- Open Roof-top units
- CO2 Testing
- Installation of sinks and hand sanitizer stations
- Installation of Plexiglass
- Installation of hands-free water filtration systems
- HEPA Filters (coming)
- Open windows



FULL IN-PERSON CHALLENGES

- Social Distancing Requirements - (6ft)
- Classroom Space - Cafeterias, Gymnasiums, Field House, Libraries
- Additional faculty and staff to accommodate the social distancing requirement
- Challenges around feeding students in the cafeteria with 6ft or more
- Challenges around feeding students in the classroom with 6ft or more
- Challenges around transportation and social distancing (1 student per bench)



TRANSPORTATION CHALLENGES

- Cost for a bus is \$400.00/Day
- Need for additional 10 buses to accommodate multiple bus runs
(\$400.00 X 137 days = \$548,000.00)
- Time to complete each of the bus runs:
 - Collicot/Cunningham Dismissal - 11:15am
 - Glover/Tucker Dismissal - 11:35am
 - Pierce/MHS Dismissal - 12:00pm



POSITIVE COVID CASES MAY 2020 vs. OCTOBER 2020

MAY 2020

May 4, 2020 – 1,000
May 5, 2020 – 1,184
May 6, 2020 - 1754
May 7, 2020 - 1,696
May 8, 2020 – 1,612
May 9, 2020 – 1,410
May 10, 2020 – 1,050
May 11, 2020 – 669
May 12, 2020 – 870
May 13, 2020 – 1,165
May 14, 2020 – 1,685
May 15, 2020 – 1,239

OCTOBER/NOVEMBER 2020

October 21, 2020 - 702
October 22, 2020 – 1,049
October 23, 2020 – 1,070
October 24, 2020 – 1,203
October 25, 2020 – 1,077
October 26, 2020 - 1212
October 27, 2020 - 1260
October 28, 2020 - 1181
October 29, 2020 - 1,346
October 30, 2020 - 1582
October 31, 2020 – 1,430
November 1, 2020 – 1,131



MPS COVID STATISTICS AS OF 11/4/2020

- Confirmed positive COVID cases (Students and Staff) - 22
- Household members confirmed positive - 20
- Medical Waiting Room Dismissals- 77
- Tests taken by students/staff and followed by nursing staff - 400+

*This only includes tests that were reported/followed by MPS Nurses

*The actual number of tests taken by students/staff in MPS may be higher.



WHEN MAKING DISTRICT COMPARISONS

- Enrollment
- Space
- Per Pupil Expenditure
- Staffing
- Structured Time on Learning (Quantity vs. Quality)
- Frequency with district teachers
- Start of School Year (Transitions - Remote to Hybrid)
- Private/Parochial vs. Public



CHANGING GUIDANCE

- Close contact definition - CDC new definition
- 6 ft. vs. 3 ft. - MPS agreed to 6 ft. - (Impact of 3 ft.)
- State positivity percentage rate - it used to be 5% (fully remote)
- Face coverings/masks - new Executive Order effective 11/6/2020
- Mobile testing unit

COLOR CODED METRIC

New color-coded metric*		DESE expectation for learning model	
RED	Average daily cases per 100,000 is greater than 8	}	Remote
YELLOW	Average daily cases per 100,000 is between 4 - 8		Hybrid OR Remote (if extenuating circumstances)
GREEN	Average daily cases per 100,000 is less than 4	}	Full-time in-person OR Hybrid (if extenuating circumstances)
UNSHADED	Fewer than 5 total cases over the past 14 days. Generally, this is for communities with small populations and very few cases.		

**Measured as a 14-day rolling average and will be reported weekly as part of the online DPH dashboard*



ADDITIONAL DATA POINTS THAT MPS USES:

1. Cases per 100,000 metric established by the Department of Elementary and Secondary Education and the Massachusetts Department of Public Health. This data is based on the average daily cases per 100,000 residents, each city or town has been designated as a higher risk (red), moderate risk (yellow), or lower risk (green) community. Communities with fewer than 5 cases are not given a designation.
2. The State Positivity Percentage – Number of Test & Number of Positive Cases
3. Total positive cases in the community
4. Age of demographic of the positive cases
5. How and where people contracted the virus
6. What is the impact on the school community
7. Additional information through meetings with our local Board of Health.



BID MILTON - MPS TESTING INITIATIVE

David Rezendes BID

Jeannette Currie BID

Dr. Shweta Shingare

Angela Fenton BID

Michael Khang BID

Gail Schroth BID

James Lawson BID

Caroline Kinsella BH

Patricia Guglietta

Kimberly Coughlin

Ada Rosmarin

Karen McDavitt

Westyn Branch Elliman**

Elissa Perkins**

James Jette

Testing for *symptomatic* faculty and staff **ONLY** (10 person limit)

BID-Milton stated that this is **NOT** for students

Last meeting was Friday, October 30, 2020



NEXT STEPS? Possible Increase for K-2

- Public Health Metrics/CDC Guidance
- State of Emergency is lifted
- Transportation needs are met
- Space is available
- Additional Staff
- Social Distancing - If we can lift the social distancing guidelines
- Collective Bargaining