



NEW MASSACHUSETTS ACCOUNTABILITY DATA

Milton Public Schools

School Committee Presentation

October 3, 2012

1

SUMMARY OF MAJOR CHANGES TO THE ANNUAL YEARLY PROGRESS (AYP) TARGET

- AYP is being replaced with a new value called **PPI: Progress & Performance Index**
- NCLB goal of 100 percent proficient replaced with new goal of reducing proficiency gaps by half by 2017
- Schools and districts categorized by Level 1-5 instead of NCLB categories (e.g., Needs Improvement, etc.)

SUMMARY OF MAJOR CHANGES CONTINUED

- PPI calculation includes student growth (in ELA and math) along with achievement (CPI)
- Achievement (CPI) portion **includes science!**
- Measures for a new “High Needs” subgroup will be calculated
- PPI calculation now gives credit for increasing the percentage of students in Advanced (CPI calculation provides no points for this)

WHAT DOES THE PPI MEASURE?

PPI

```
graph TD; PPI[PPI] --> A["(A) Achievement"]; PPI --> B["(B) Growth/Improvement"]; PPI --> C["(C) Cohort Graduation Rate"]; PPI --> D["(D) Annual Dropout Rate"];
```

(A) Achievement

- CPI values for ELA, Math, Science

(B) Growth/ Improvement

- SGP for ELA and Math

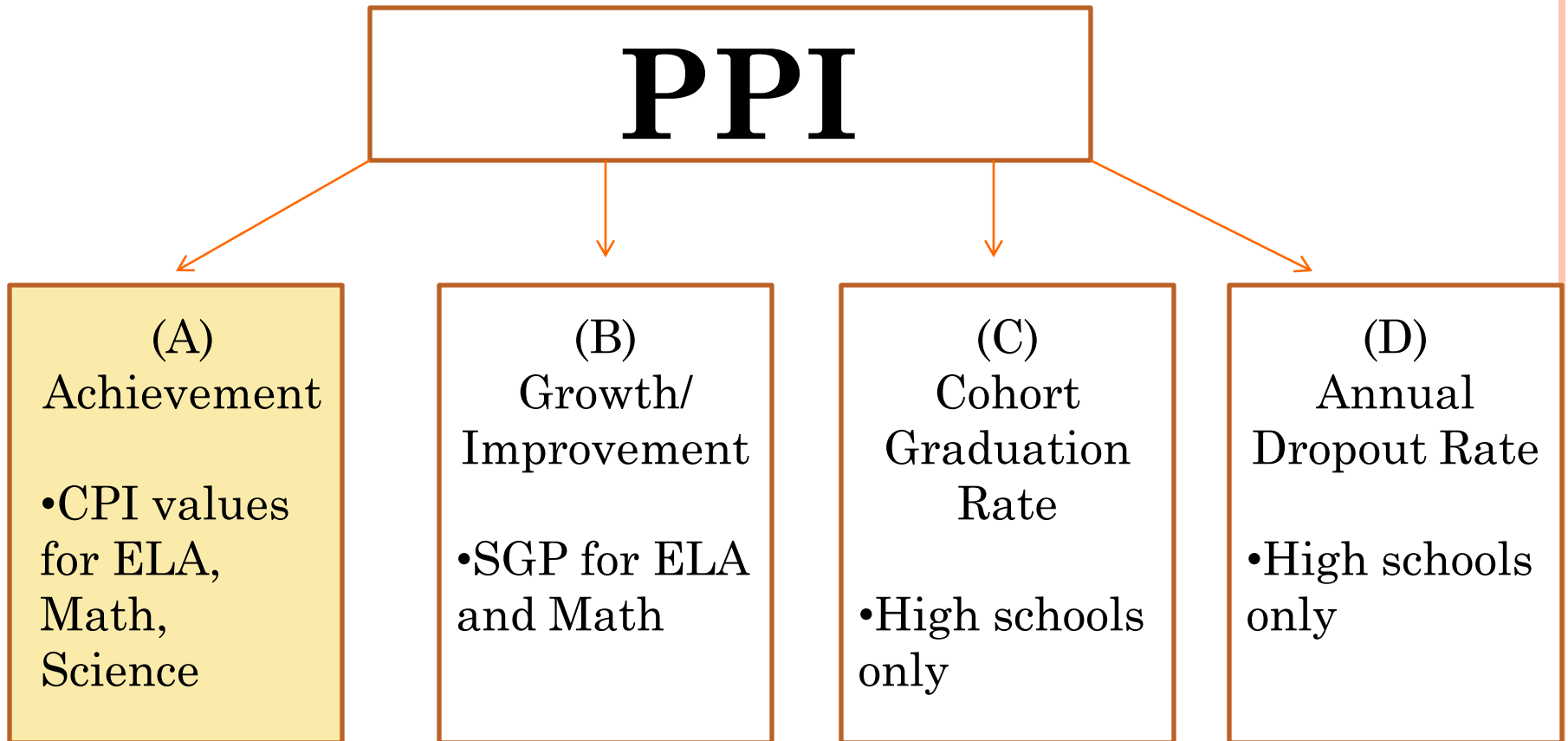
(C) Cohort Graduation Rate

- High schools only

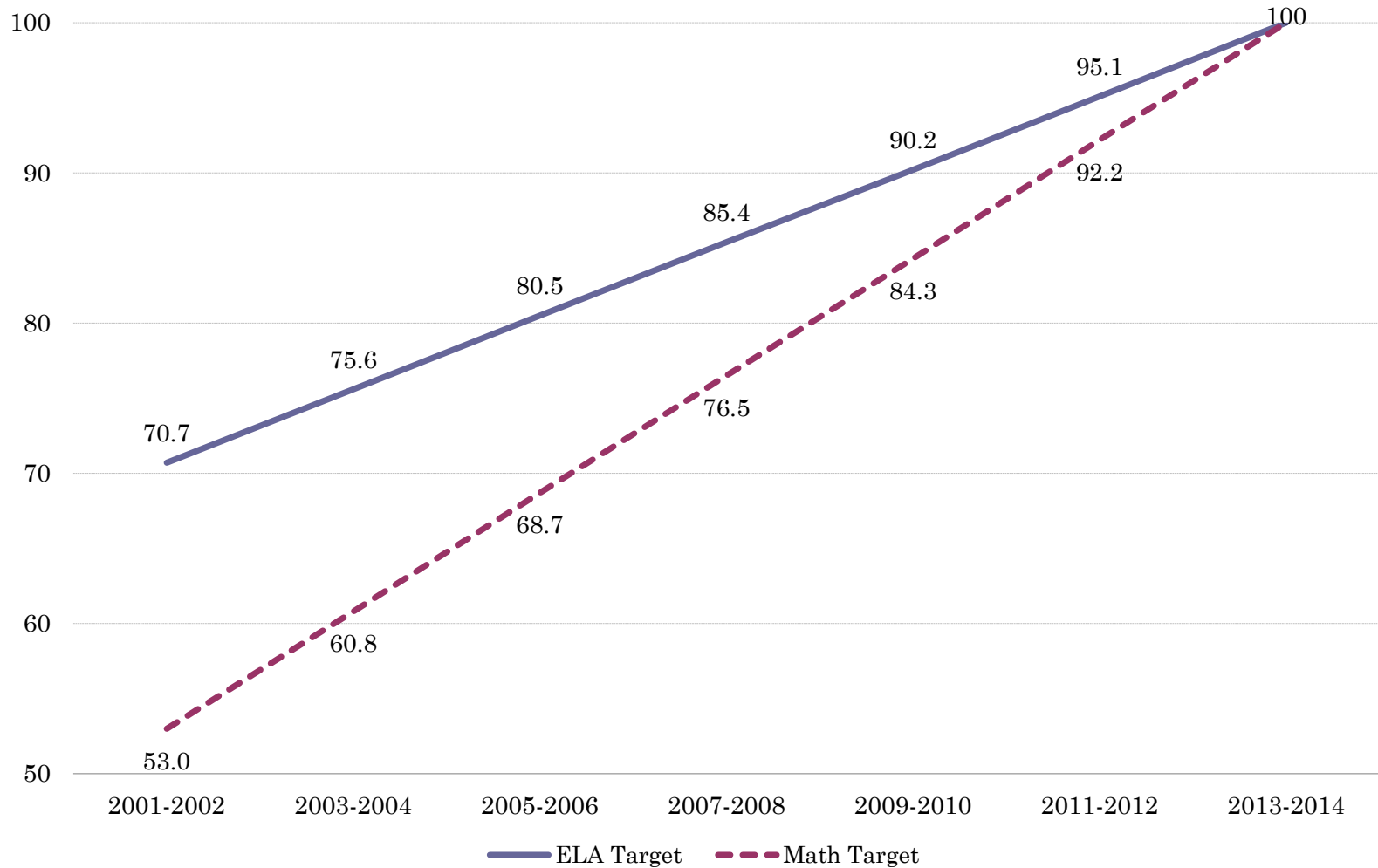
(D) Annual Dropout Rate

- High schools only

WHAT DOES THE PPI MEASURE? (CPI)

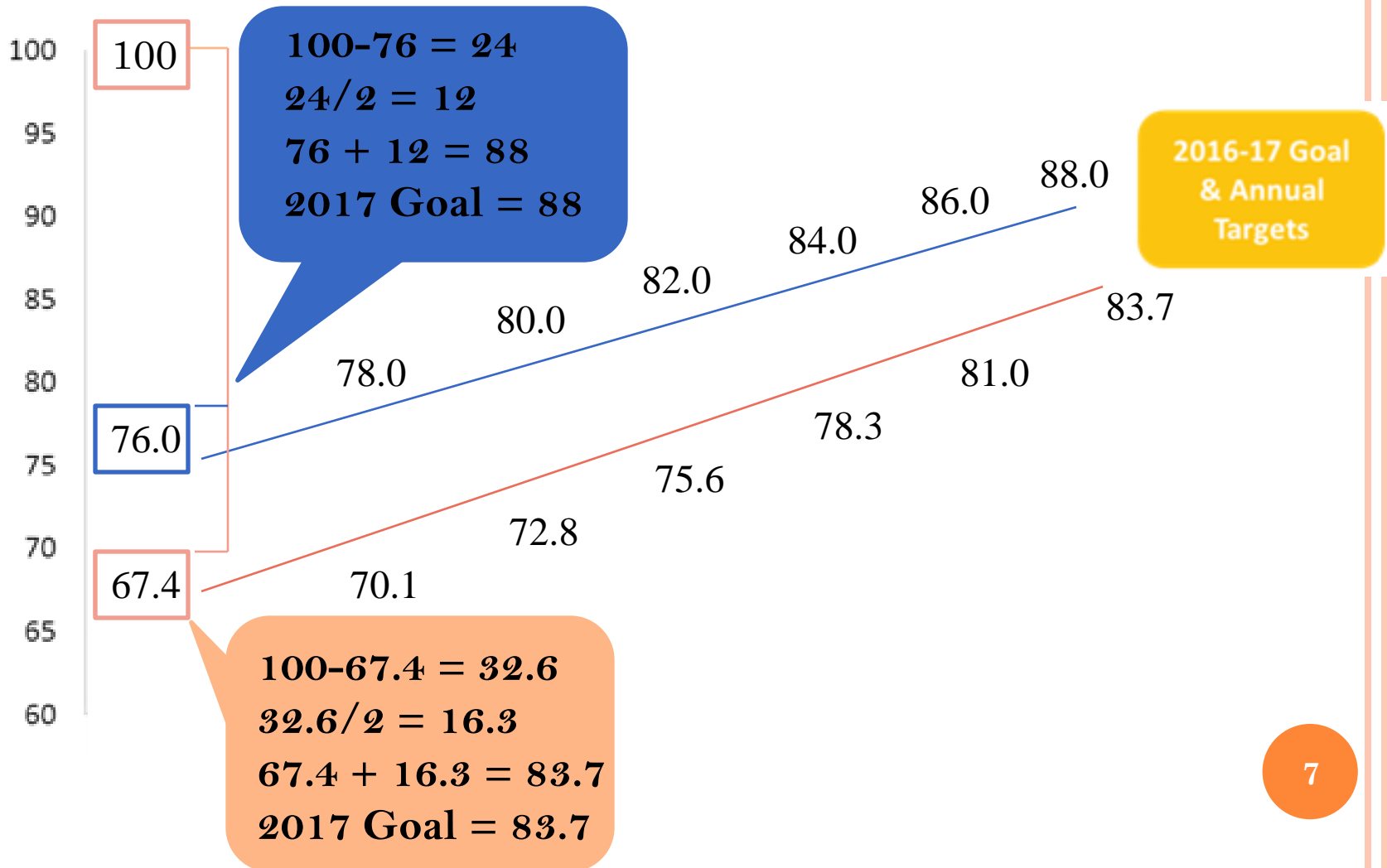


STATE PERFORMANCE TARGETS UNDER NCLB



REDUCE PROFICIENCY GAP BY HALF BY 2016–17

Example: Math CPI, All Students and Low Income



EXTRA CREDIT

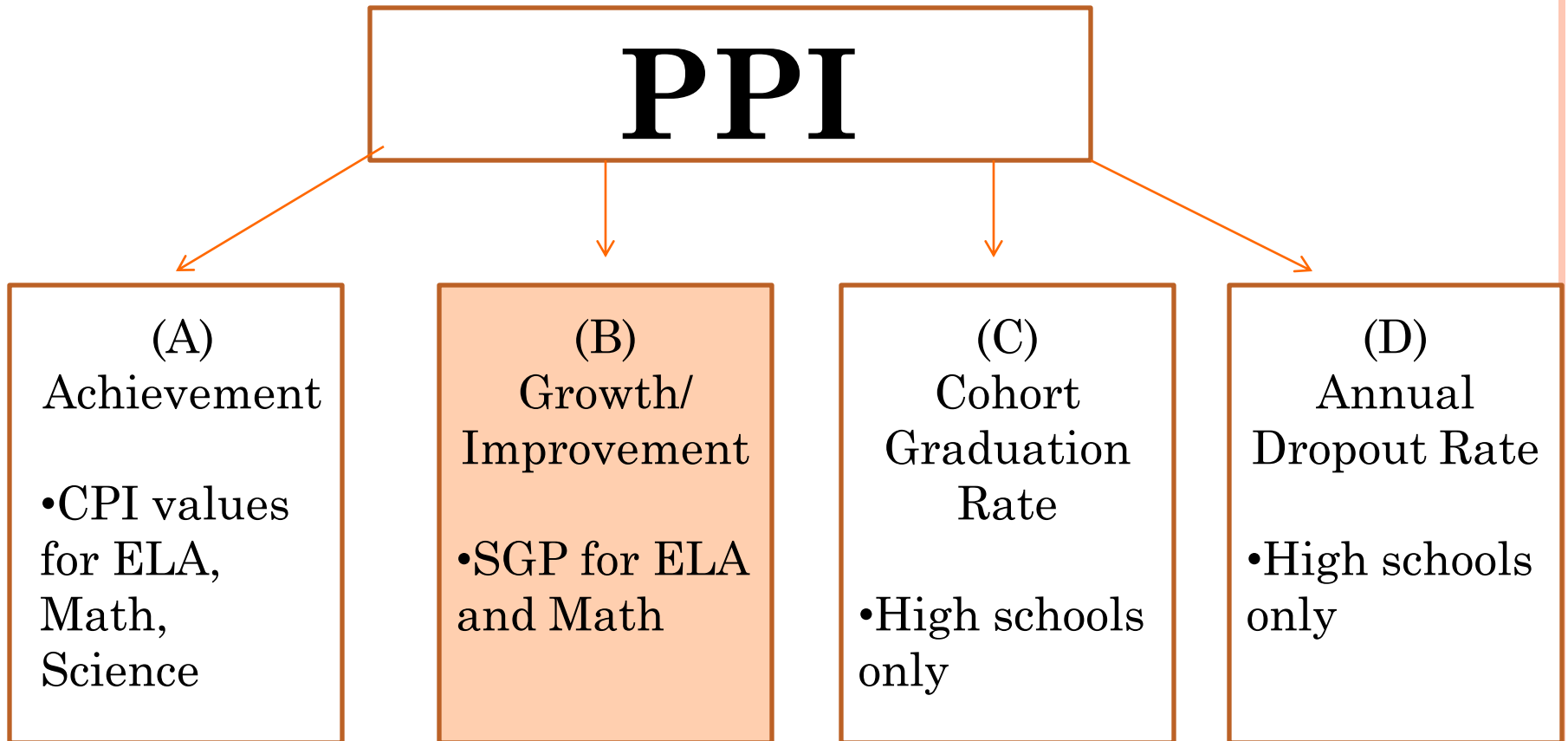
○ Percent Warning/Failing

- All districts, schools, and subgroups will be eligible to earn extra credit if they decrease the percent of students scoring at the Warning/Failing level on the ELA, mathematics, and/or science MCAS assessments by 10 percent from one year to the next.

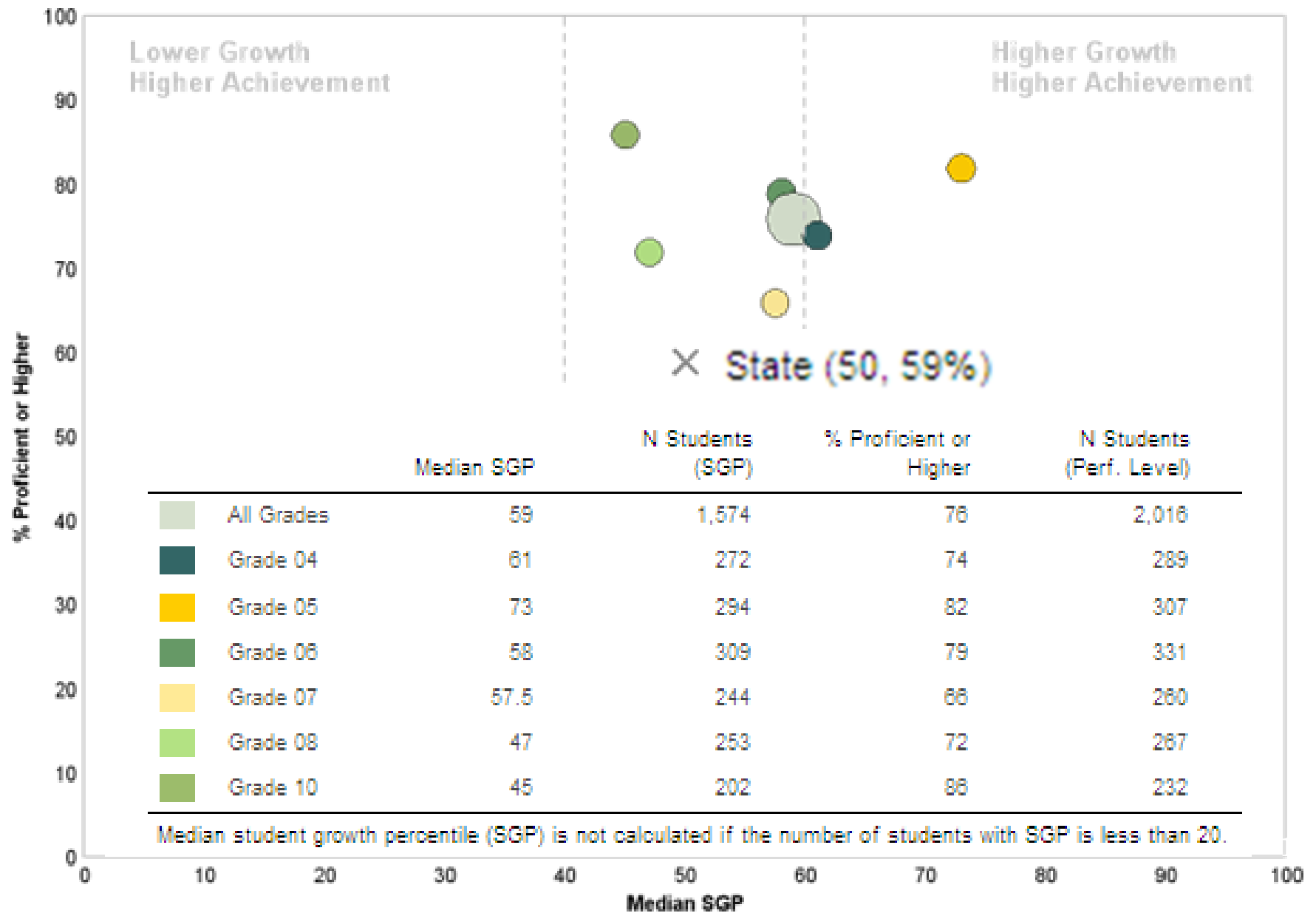
○ Percent Advanced

- All districts, schools, and subgroups will be eligible to earn extra credit if they increase the percent of students scoring Advanced on the ELA, mathematics, and/or science MCAS assessments by 10 percent from one year to the next.

WHAT DOES THE PPI MEASURE? (SGP)



DISTRICT SGP SCORES FOR MATH BY GRADE



	Median SGP	N Students (SGP)	% Proficient or Higher	N Students (Perf. Level)
All Grades	59	1,574	76	2,018
Grade 04	61	272	74	289
Grade 05	73	294	82	307
Grade 06	58	309	79	331
Grade 07	57.5	244	66	260
Grade 08	47	253	72	267
Grade 10	45	202	86	232

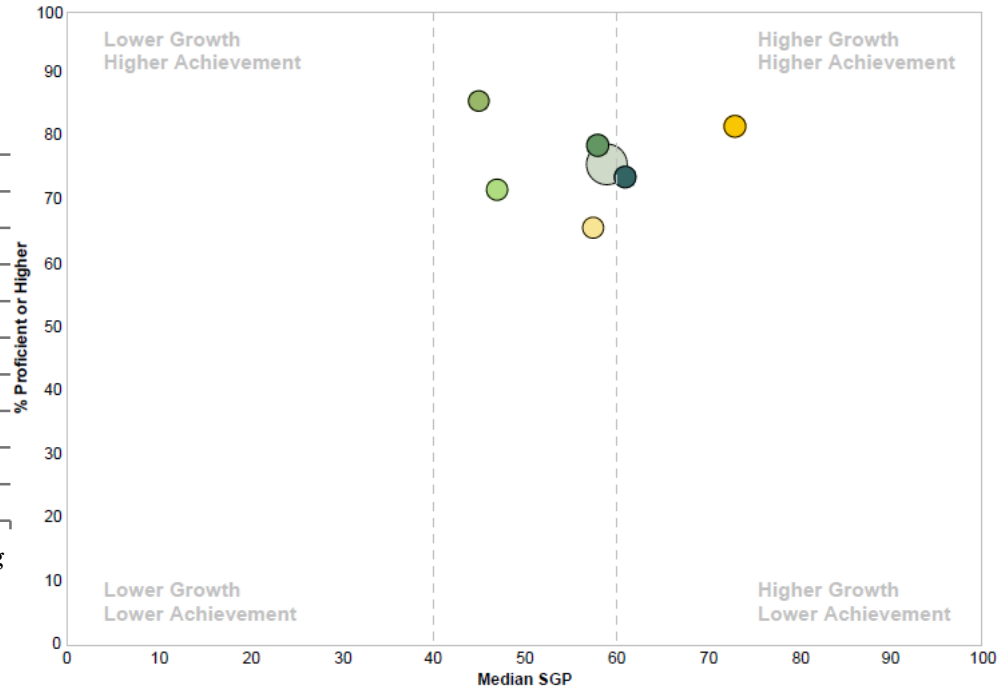
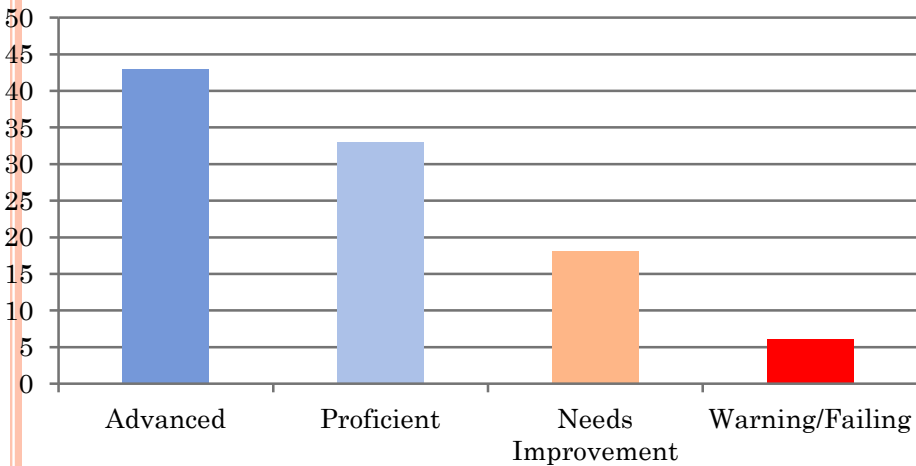
Median student growth percentile (SGP) is not calculated if the number of students with SGP is less than 20.

CPI
(ELA, MATH, SCIENCE)

+

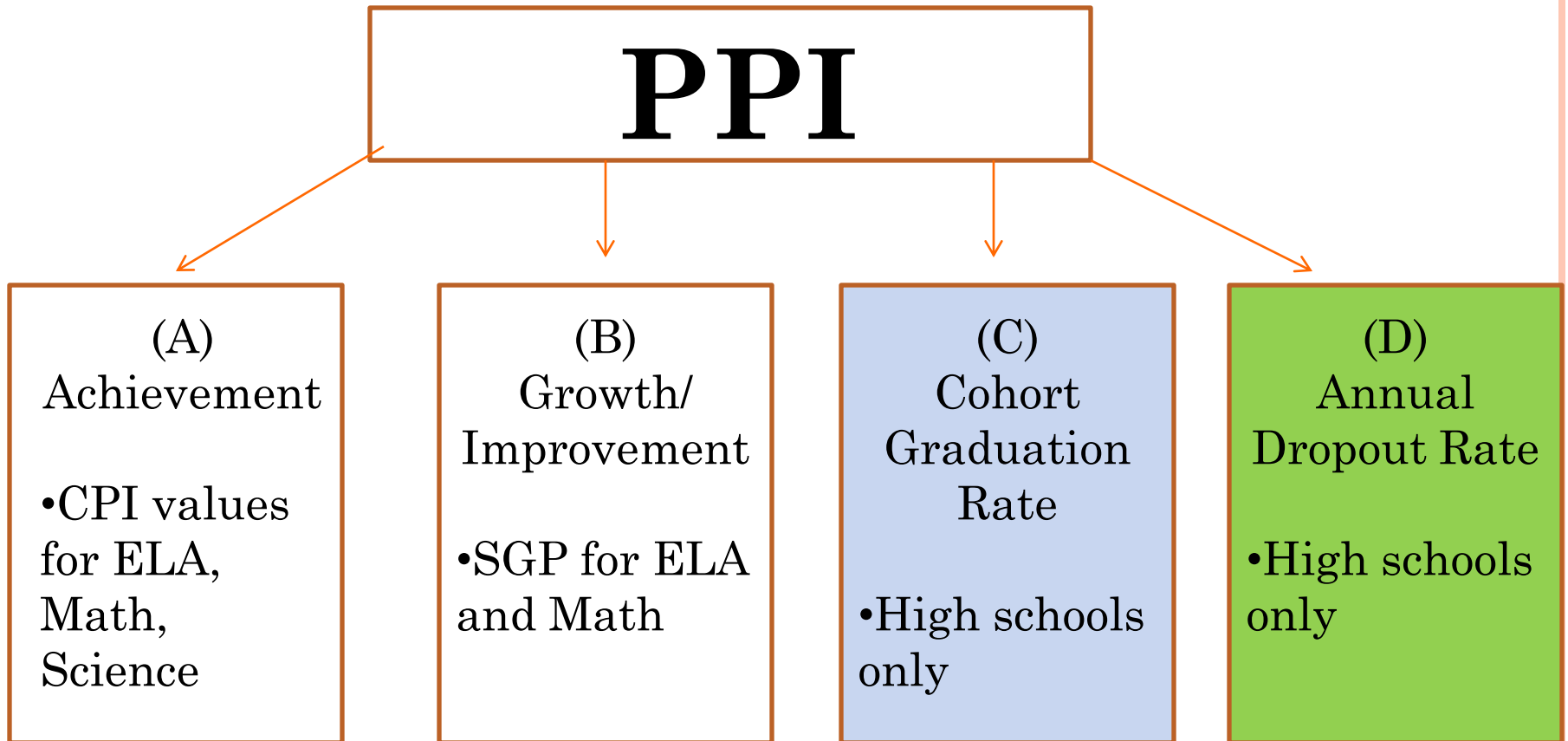
SGP = **PPI**
(ELA, MATH)

% District



*NOTE: High school PPI also includes graduation and dropout rate data.

WHAT DOES THE PPI MEASURE?



CORE PPI INDICATORS

Core Indicators (Up to 7)	Points Available
ELA Achievement (CPI)	0-100
Mathematics Achievement (CPI)	0-100
Science Achievement (CPI)	0-100
ELA Growth/Improvement (Median SGP)	0-100
Mathematics Growth/Improvement (Median SGP)	0-100
Cohort Graduation Rate	0-100
Annual Dropout Rate	0-100
Maximum Possible Points:	700

2012 DISTRICT PPI CALCULATION: ALL STUDENTS

Core Indicators (Up to 7)	Points Available
ELA Achievement (CPI) *Earned extra credit for increase % advanced	75 *25 extra credit
Mathematics Achievement (CPI) *Earned extra credit for increase % advanced	75 *25 extra credit
Science Achievement (CPI) *Earned extra credit for increase % advanced	75 *25 extra credit
ELA Growth/Improvement (Median SGP)	100
Mathematics Growth/Improvement (Median SGP)	75
Cohort Graduation Rate	75
Annual Dropout Rate	75
2012 Annual PPI:	89
Cumulative PPI:	93

CUMULATIVE PPI CALCULATIONS 2009-2012

District	Aggregate	93
	High Needs	85
Collicot	Aggregate	98
	High Needs	88
Cunningham	Aggregate	100
	High Needs	88
Glover	Aggregate	100
	High Needs	89
Tucker	Aggregate	78
	High Needs	78
Pierce	Aggregate	92
	High Needs	82
MHS	Aggregate	97
	High Needs	87

WHICH STUDENT GROUPS ARE INCLUDED?

- All students (minimum of 20)
 - High needs students: low income, special education, former/English language learner (minimum of 30)
-
- Low income
 - Special education
 - Former/English language learner
 - Seven racial/ethnic categories

SUBGROUPS

PPI calculations will be made at all levels: state, district, school, and subgroup. The subgroups below are reported for groups of 30 or more students:

1. All students (“the aggregate”)
2. High needs students (an unduplicated count of students belonging to at least one of the following subgroups):
 - a) students with disabilities,
 - b) English language learners or former English language learners, or
 - c) Economically disadvantaged students (eligible for free/reduced price school lunch)
3. Students with disabilities
4. English language learners or former English language learners
5. Economically disadvantaged students
6. African American/Black students
7. Asian students
8. Hispanic/Latino students
9. White students
10. Multi-race Non-Hispanic/Latino students
11. Native Hawaiian/Pacific Islander students
12. Native American students.

SCHOOL LEVELS

- Level 1 – A school scoring a PPI of 75 or higher in both the aggregate and high needs subgroup.
- Level 2 – A school whose PPI fell below 75 in either the aggregate or high needs subgroup.
- Level 3 – A school scoring in the lowest 20% relative to other schools in the same grade span statewide for the aggregate or for one or more subgroups.
- Level 4 – A school among the lowest-achieving and least-improving Level 3 schools statewide based on common grade levels.
- Level 5 – A school who has failed to make improvements as outlined in its' redesign plan.

DISTRICT LEVELS

*A district is classified by the lowest level of any of its' schools.

Milton School District – Level 1

PARENT/GUARDIAN MCAS REPORT



Spring 2012 MCAS Tests Parent/Guardian Report

Name:

School:

District:

SASID:

Grade:

Date of Birth:

- The Spring 2012 MCAS Test Parent/Guardian Reports are being mailed out this week.
- These reports will provide parents/guardians with detailed information pertaining to their students' achievement level and growth.
- Please refer to your handouts for a sample report.