

Milton High School
Site Council Presentation
2023-2024



MHS Site Council 2023-2024



- Karen Cahill, Principal
- Jennie Beliveau, School Adjustment Counselor
- Dyanne Crowley, Teacher
- Tucker Korman, Student (Class of 2024)
- Jenny Lo, Student (Class of 2025)
- Julia Delaney (Class of 2026)
- Anna Lyons, Parent
- Debra Bingham, Parent
- Sarah Porter, Parent
- Kathy Huntington, Community Member

MHS Mission Statement & Vision of Graduate



The mission of Milton High School is to cultivate a supportive environment that graduates students who are equipped to reach their potential and contribute to the global community by engaging them in a rigorous, enriching educational program that emphasizes respect, achievement, and citizenship.

Our Vision of the Graduate

All Milton High School graduates will:

1. Effectively apply critical thinking skills to make connections and solve problems.
2. Utilize technology to engage, explore and evaluate our community, nation and world.
3. Be original and innovative in individual and collaborative work.
4. Practice good citizenship, personal responsibility and character through individual and collective actions.
5. Demonstrate understanding and respect for themselves and the diversity of ideas, cultures, abilities and lifestyles in school and beyond.

Some great news about us!



● Class of 2023

- 87% 4 year school
- 6 % 2 year school
- 2.5 % Employment
- 1% Gap Year
- 3% Trade/Apprenticeship
- .5% Military

● Dual Enrollment

- 37 students received Dual Enrollment Credit

● Student Enrollment to date

- 1093 students
- 49 new students

● AP Program

- 829 exams were administered in 22 subjects
- 371 students tested
 - 88% of scores were 3, 4 or 5

○ 24 AP Courses
African American Studies
Pre-Calc

And our school....



- Successful NEASC Visit
 - Commended areas
- College Board-AP Honor Roll
 - Recognition for schools that do work to welcome more students into AP courses and support them on the path to post secondary success
- College Board Growth Report for SAT/PSAT testing
 - Evidence Based Reading and Writing
 - Avg was 610 which meets or exceeds the benchmark for College Readiness (over 480)
 - Math
 - Avg was 590 which also meets or exceeds the benchmark for College Readiness (over 530)
- Special Olympics Unified Champion School
 - Recognizes schools that embrace diversity, promote equity and empower students to be change advocates



MPS District Strategic Plan


SAFE &
SUPPORTIVE
SCHOOLS



PERSONALIZED
LEARNING



EQUITY IN
LEARNING



MHS School Improvement Plan

Facilities

School Mission &
Vision of Graduate

Curriculum &
Instruction

Student Support
& Engagement



- **DATA-DRIVEN POLICIES & IMPLEMENTATIONS**
- **CURRICULUM WRITING & ALIGNMENT (NEASC)**
- **UNIVERSAL DESIGN FOR LEARNING**



What have we done and where are we going?



Leveraged instructional technology & innovations during distance & hybrid learning.

Embraced trauma-informed pedagogy, cultural competency, social & emotional learning.

Build capacity to implement UDL.

What have we done in the past few years?

What is our focus moving forward?
Where do we go from here?

Explored *Grading for Equity*, Data Cycle, Habits of Mind, Multi-Tiered System of Support.

Align curriculum and department systems.

Implement policies based on student data.



Personalized Learning & Equity in Learning

Curriculum & Instruction



— — —

We continue to reflect on our practice using student, classroom, state (MCAS) and nationwide data (College Board)

What does this look like in the classroom and in the school community?

- UDL Based Learning
 - Leading Great Learning with Mike Anderson
 - Dedicated PD time
 - Demonstration of Learning
- Technology Coach
- Common Planning Time
- Cross Discipline Collaboration
- Culture-Building/ Extracurriculars



Explicitly connect all of our work at MHS to our school Mission Statement & Vision of the Graduate



- Visibility of Mission & VOG
- Taught & Written Curriculum
- Awards
- Procedures in place to support student learning for all students



Respect, Achievement, and Citizenship

- Curriculum Embedded
 - English electives for Grade 12
 - New AP African American Studies
 - Discussions on current events and difficult topics in class
 - Reflections
 - Hispanic Heritage Month presentations and other monthly celebrations
- Culture-Building/ Extracurriculars
 - Principal Advisory Group
 - Student Leaders
 - Spirit Weeks, Homecoming, Pep Rally
- Grading for Equity





Safe & Supportive Schools

Safe & Supportive Schools



- Curriculum Embedded
 - Trauma Sensitive Schools training
 - Group Guidance Lessons include responsibility & decision making
 - Writing Prompts
- Culture-Building/ Extracurriculars
 - Student Leaders Program; New Student Orientation & Visits
 - Key Club, National Honor Society, other Clubs, Activities & Athletic Programs
 - Milton Glows Gold
 - Community Projects
 - Peer Leadership opportunities





Instructional & Intervention Strategies

Intervention Strategies



- **Intervention Strategies**
 - MTSS Student Support Referral process & tracking
 - Case Coordination
 - BRYT & Compass Programs
 - Academic Support
 - Academic Strategies
 - Flex time during long block
 - Math Support
 - Biology Support

Instructional Strategies to Improve Student Outcomes and Address Unfinished Learning



- Grading for Equity
- Diversifying ways students can demonstrate content knowledge in order to foster engagement, participation and discussions.

[English](#)

[World Language](#)

[Social Studies](#)

[Career Tech](#)

[Math](#)

[Fine and Performing Arts](#)

[Science](#)

[Administration](#)

2023 Official Accountability Report - Milton High

Organization Information

DISTRICT NAME Milton (01890000)	TITLE I STATUS Non-Title I School
SCHOOL Milton High (01890505)	GRADES SERVED 09,10,11,12
REGION Coastal	FEDERAL DESIGNATION -

Accountability Information

Overall classification Not requiring assistance or intervention

Reason for classification

Meeting or exceeding targets

Progress toward improvement targets	Accountability percentile
92% - Meeting or exceeding targets	92

OVERALL RESULTS

STUDENT GROUP RESULTS

DETAILED DATA FOR EACH INDICATOR

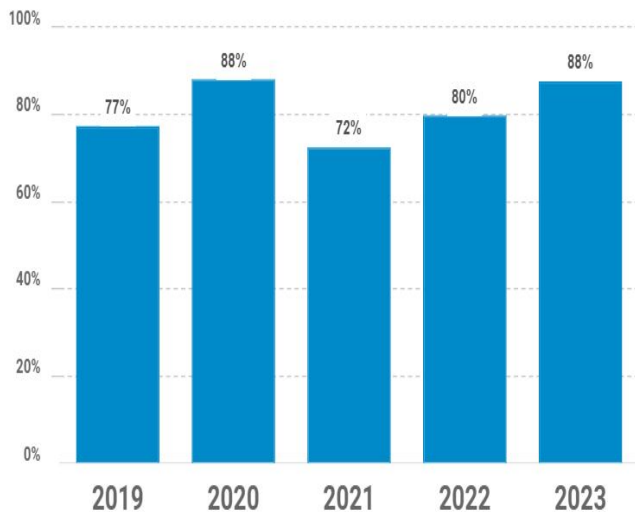
Overall progress toward improvement targets

	2023
Criterion-referenced target percentage	92%
Progress towards targets	Meeting or exceeding targets

Total AP Students with Scores of 3+



% OF TOTAL AP STUDENTS WITH SCORES 3+



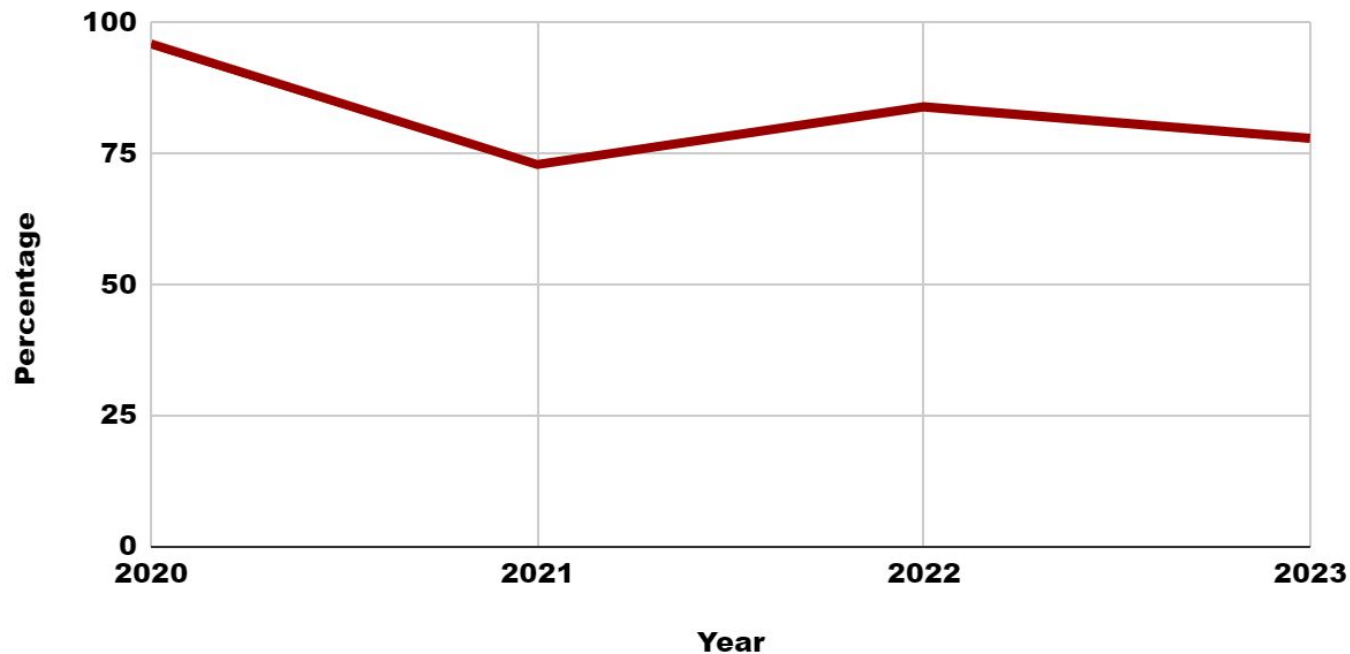
SCHOOL SUMMARY

	2019	2020	2021	2022	2023
Total AP Students	343	325	370	360	371
Number of Exams	731	769	782	767	829
AP Students with Scores 3+	265	286	268	287	325
% of Total AP Students with Scores 3+	77.26	88.00	72.43	79.72	87.60

Overall SAT Participation of Graduating Cohort

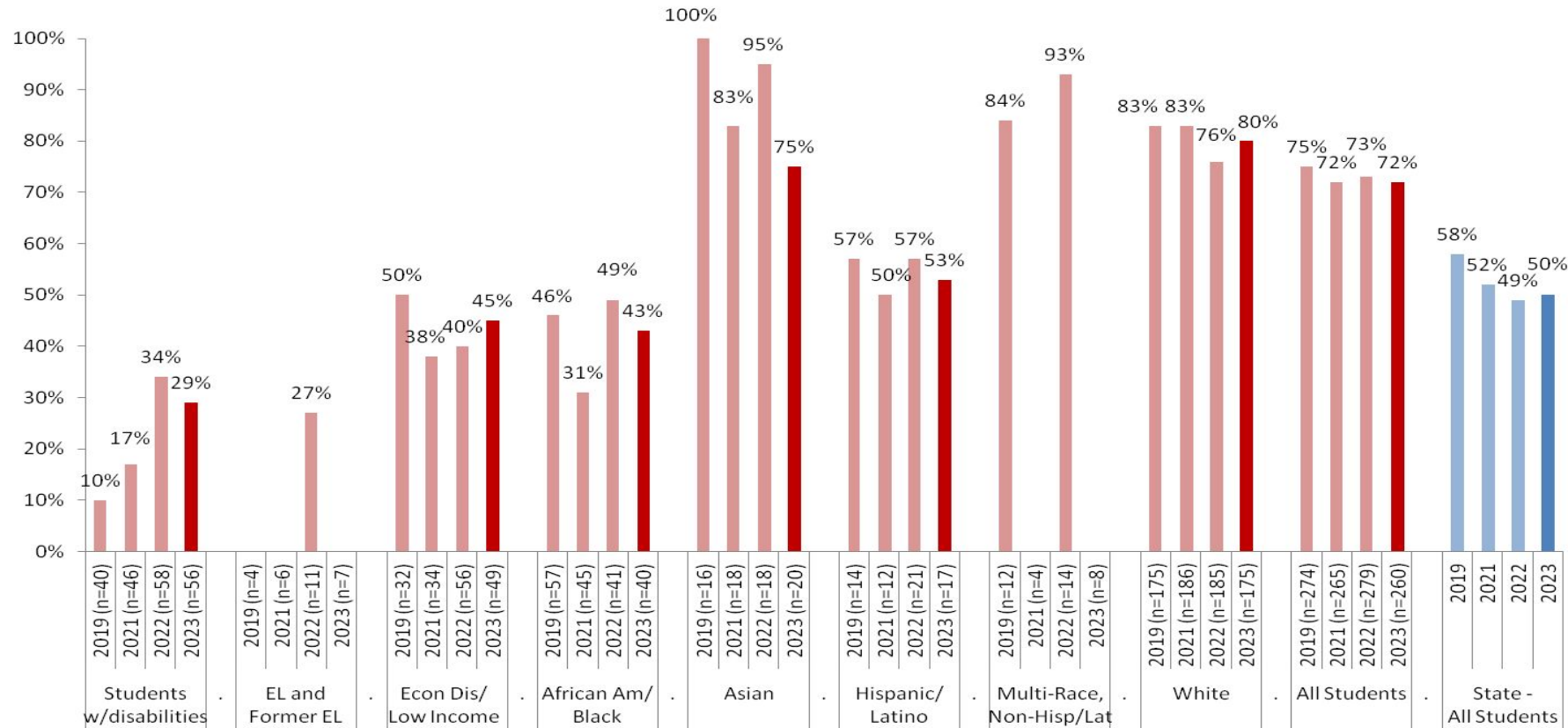


2023 Overall SAT Participation of Graduating Cohort



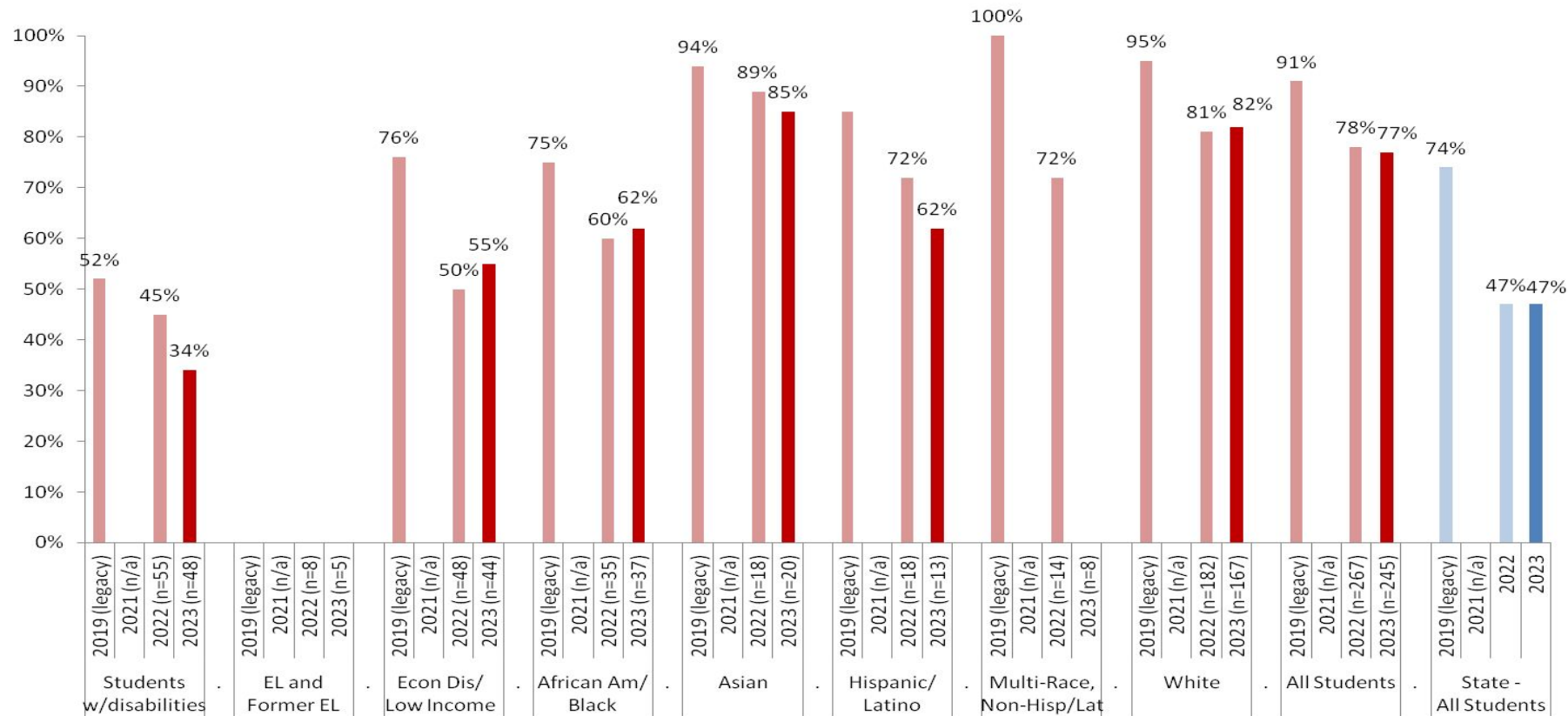
G10 Math MCAS: % of MHS Student Subgroups Meeting/Exceeding Expectations

(% not available where n is 10 or less)



G10 Science MCAS: % of MHS Student Subgroups Meeting/Exceeding Expectations

(% not available where n is 10 or less; 2022 was the transition to NextGen scoring scale)



G10 ELA MCAS: % of MHS Student Subgroups Meeting/Exceeding Expectations

(% not available where n is 10 or less)

