



Collicot  
Elementary School  
Site Council  
December 20, 2023



# School Site Council Members

- Holly Concannon, *Principal*
- Ellen Lohan, *Assistant Principal/Curriculum Coordinator*
- Fatima Bourass-Elzein, *Teacher Representative*
- Katherine Perrault, *Teacher Representative*
- Elizabeth Spitz, *Teacher Representative*
- Erin O'Brien, *Teacher Representative*
- Margo Tansey, *Community Representative*
- Michelle Beans, *Parent*
- Nora Wilkins, *Parent*
- Megan Paiva, *Parent*
- Amanda Dayer, *Parent*
- Lindsay DeGennaro, *Parent/PTO President*



# Collicot Mission

At the Collicot School, there is a commitment to academic excellence and high standards for administrators, teachers, and students. The dedicated and creative Collicot teachers and staff are committed to maximizing the individual potential of each child. Through a wide variety of challenging activities and experiences, we strive to provide a strong academic foundation and a love for learning in a secure, safe, and stimulating environment that values individual differences.





We are the  
Collicot  
Cardinals!

*Even Better than  
Last Year!*

# Collicot By The Numbers



Grade	Number of classes	Number of students
NECC & Partners	3	21
K	4	84
1	5	108
2	4	89
3	5	104
4	4	82
5	4	96
Totals	29	584

5

584 Collicot Cardinals!





What makes  
the Cardinals so  
Special?

Collicot  
is  
Special!



## Focus on School Improvement



**Academic &  
Social  
Emotional  
Growth**

**Mastery  
Through  
Personalized  
Learning**

**Engagement of  
Students,  
Families, Staff  
& Community  
with a Focus on  
Equity**

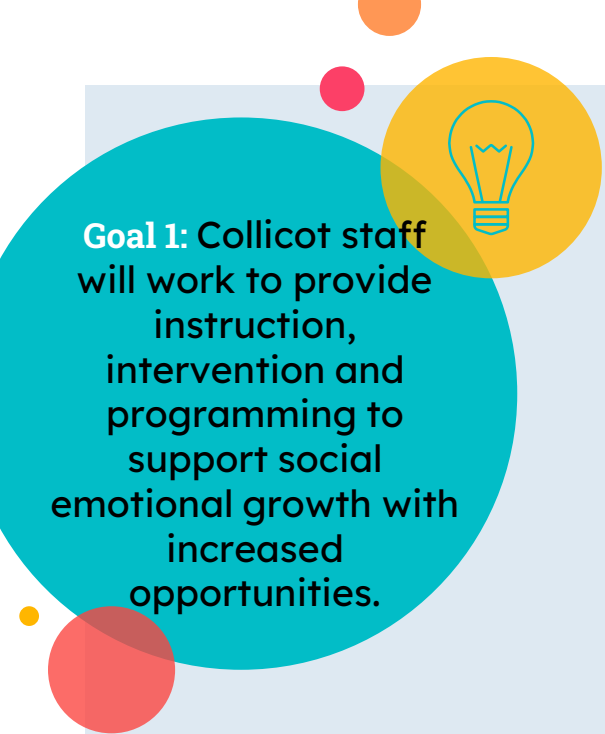


# School Improvement Goals

**Goal 1:** Collicot staff will work to provide instruction, intervention and programming to support social emotional growth with increased opportunities.


**Goal 2:** Collicot students will demonstrate mastery of grade level expectations (and beyond) through personalized learning experiences.

**Goal 3:** Collicot staff will maximize opportunities to engage students, families and community members with a focus on equity.



**Goal 1:** Collicot staff will work to provide instruction, intervention and programming to support social emotional growth with increased opportunities.

**Result:** Increased opportunities in school based programs which will result in academic achievement and growth.

- Increased opportunities for Adaptive Art, Music, & Physical Ed.
  - Positive Behavior Intervention Systems (PBIS) assemblies
  - Cardinal of the Week
  - Second Step
  - Visits with Gracie
  - Timely & Consistent Communication from Administrators
  - Timely & Consistent Communication from Teaching Staff
  - Morning Announcements with SEL themes
  - Collicot After School Sessions
  - Beyond the Bell for targeted groups
  - Grade 5 Student Council
  - Grade 4 Models for sharing students
  - Inclusion and Reverse Inclusion
  - Grade 5 jobs
  - Administration's Student Learning Goal: Chronic Absenteeism
- 



## How is Progress Monitored?

Observations, Classroom check-ins, Adjustment Counseling, SEL & VOCAL Data

Goal 1  
In action!



## Goal 1 Next Steps

- Continue monthly PBIS assemblies
- PBIS school leads present at staff meetings
- Analyze Vocal & SEL Assessment data
- Include Behavioral Health team to identify necessary supports for students in need
- Continue to include CALM classroom routines
- Increase opportunities for reverse inclusion
- Encourage families to interact and connect with staff and each other through PTO events

**Goal 2: Collicot students will demonstrate mastery of grade level expectations (and beyond) through personalized learning experiences.**



**Result: Students will engage in educational experiences that take into account the specific strengths, interests and needs of each student.**

12

- New models for Science and Social Studies in Grades 4 & 5
- Increased support for STEM and Project Lead the Way Curriculum
- Beyond the Bell
- Before school Math League
- Continental Math League (CML)
- Art Curriculum Enrichment (ACE)
- Meet the Artist
- Collicot After School Sessions (CASS)
- Homework Club
- Science Fairs
- Art Show
- Celebrating our Differences
- Field Trips for K-5 Students
- Assemblies
- Grade 5 Student Council
- 5th Grade Jobs






## How is Progress Monitored?

\*District assessments, Classroom Assessments, MCAS, Observational Data, Regular data meetings with Interventionists,

Goal 2 in  
Action!



## Goal 2 Next Steps

- Maximize common planning time and staff meetings
- Continue to use data to drive instruction including intervention and enrichment
- Increase offerings for professional development for all school staff



**Goal 3: Collicot staff will maximize opportunities to engage students, families and community members with a focus on equity.**

**Result: Students, families, and community members will feel more connected and have more opportunities to engage and participate in school events.**

- Diversity Equity Inclusion & Belonging Committee (DEIC &B)
- School Site Council
- Culturally Competent Assemblies with Newsletter Communication
- Monthly PTO meetings with childcare
- Kindergarten and Grade 5 Boo-Hoo/Yahoo
- Special Education Parent Advisory Council meetings and coffees
- Celebrating our Differences in Grade 4
- Spotlight Months
- Curriculum morning/evening gatherings
- Meet the Artist
- Mystery Reader (in person or virtual)
- Digital Citizenship Day
- World Read Aloud Day
- Milton High School and Milton Academy volunteers





# How is Progress Monitored?


Observations, CASS Classes Offered, Attendance at events, upcoming surveys

16



## Goal 3 Next Steps

- Continue to offer opportunities for families to engage with school staff
- Continue to analyze curriculum and pedagogy to reflect cultural competence
- Continue to build and share diverse library collections
- Continue to analyze schedules to maximize opportunities for students and staff to collaborate



# Collicot Data I-Ready, Lexia, MCAS. Grade 5 Model Update



# Celebrate!

## Organization Information

### DISTRICT NAME

Milton (01890000)

### SCHOOL

Collicot (01890005)

### REGION

Coastal

### TITLE I STATUS

Non-Title I School

### GRADES SERVED

K,01,02,03,04,05

### FEDERAL DESIGNATION

-

## Accountability Information

Overall classification Not requiring assistance or intervention

### Reason for classification

School of Recognition

### Progress toward improvement targets

93% - Meeting or exceeding targets

### Accountability percentile

96

## OVERALL RESULTS

## STUDENT GROUP RESULTS

## DETAILED DATA FOR EACH INDICATOR


## Overall progress toward improvement targets

	2023
Criterion-referenced target percentage	93%
Progress towards targets	Meeting or exceeding targets

## 2022 Spring I-Ready Data

### Overall Placement

Students Assessed/Total: 601/616



## 2023 Fall I-Ready Data

### Overall Placement

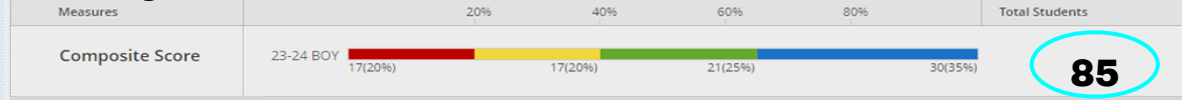
Students Assessed/Total: 473/576



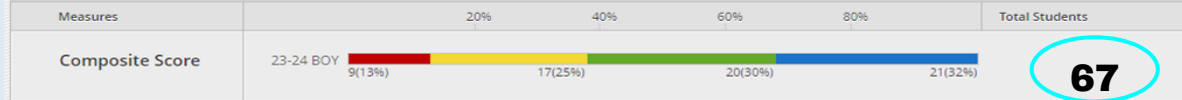
## Fall 2023 K-5 Composite DIBELS Data

21

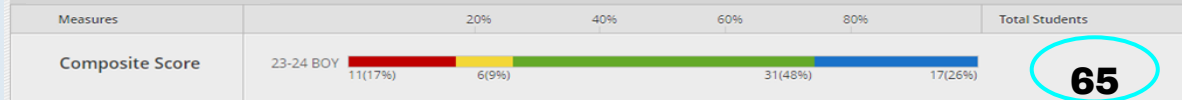
### Kindergarten



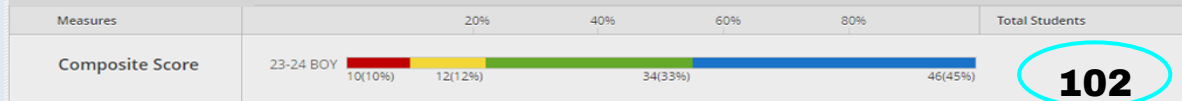
### Grade 1



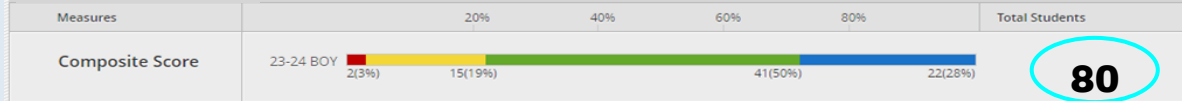
### Grade 2



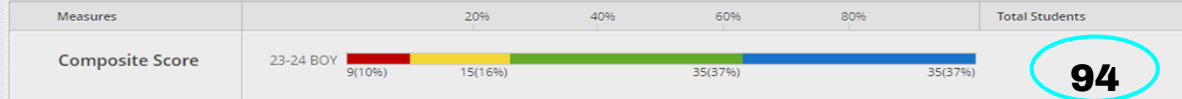
### Grade 3



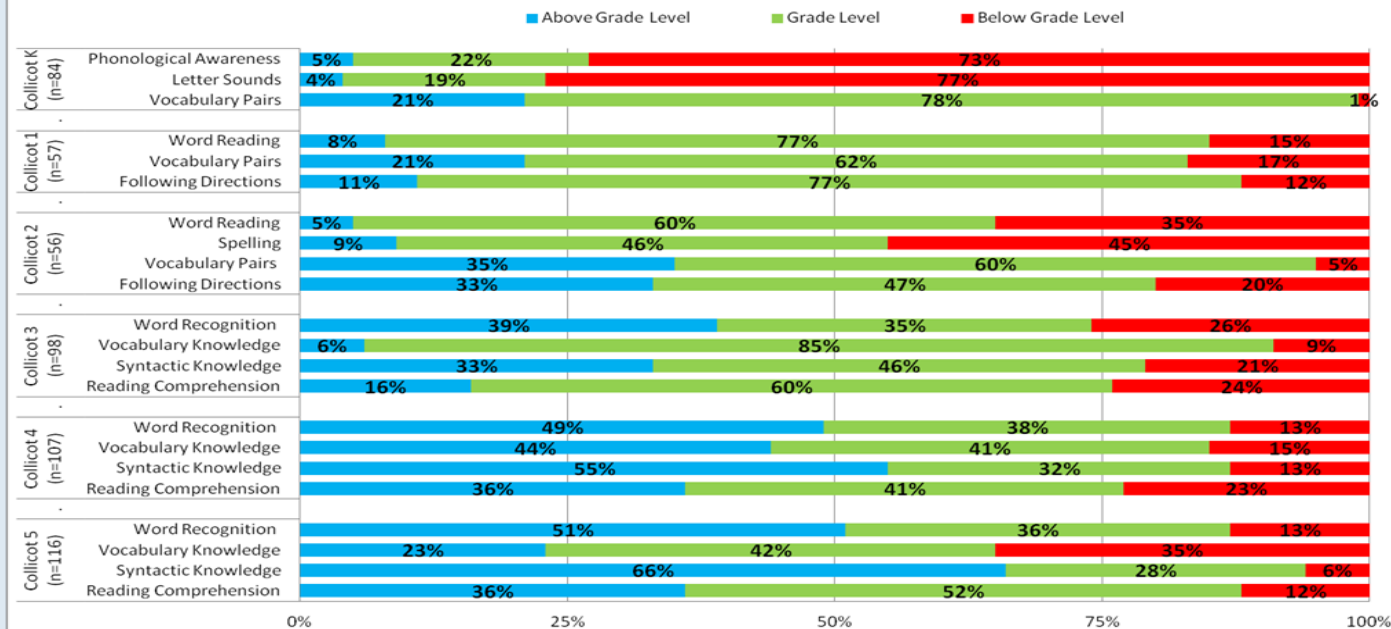
### Grade 4



### Grade 5



## Lexia Fall 2022 Summary Results - Collicot





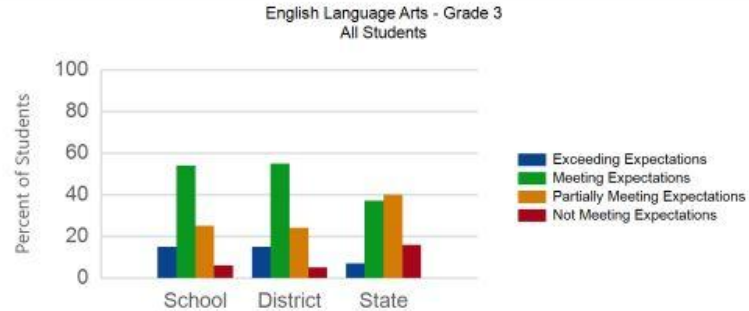
## Spring 2023, Grade 3 MCAS Data

23

Participation Rate: 100%

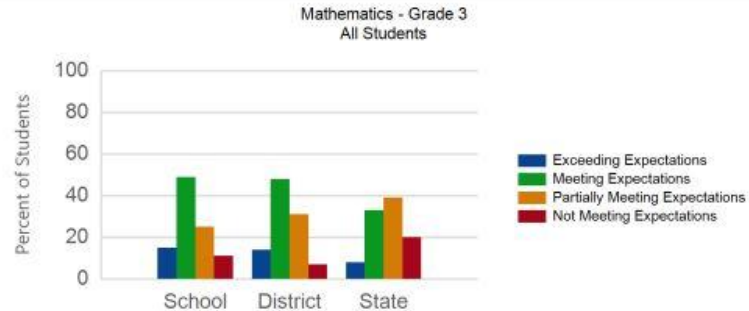
English Language Arts	N Students Included	% School	% District	% State
Exceeding Expectations	13	15	15	7
Meeting Expectations	46	54	55	37
Partially Meeting Expectations	21	25	24	40
Not Meeting Expectations	5	6	5	16
<b>Total Included</b>	<b>85</b>			

### All Students



Participation Rate: 100%

Mathematics	N Students Included	% School	% District	% State
Exceeding Expectations	13	15	14	8
Meeting Expectations	42	49	48	33
Partially Meeting Expectations	21	25	31	39
Not Meeting Expectations	9	11	7	20
<b>Total Included</b>	<b>85</b>			





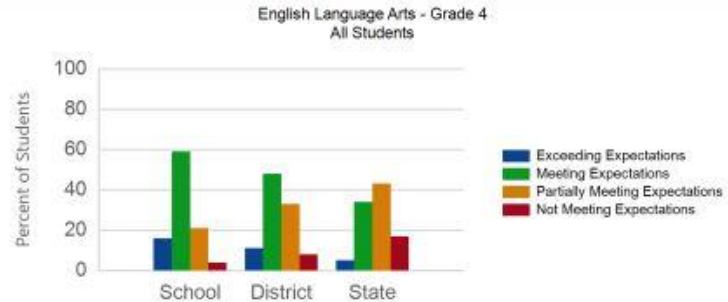
## Spring 2023, Grade 4 MCAS Data

24

### Participation Rate: 100%

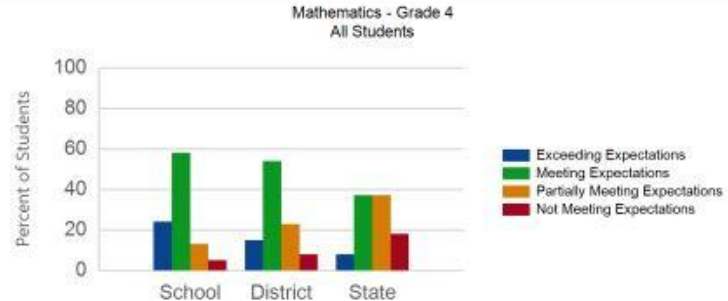
English Language Arts	N Students Included	% School	% District	% State
Exceeding Expectations	16	16	11	5
Meeting Expectations	58	59	48	34
Partially Meeting Expectations	21	21	33	43
Not Meeting Expectations	4	4	8	17
<b>Total Included</b>	<b>99</b>			

### All Students



### Participation Rate: 100%

Mathematics	N Students Included	% School	% District	% State
Exceeding Expectations	24	24	15	8
Meeting Expectations	57	58	54	37
Partially Meeting Expectations	13	13	23	37
Not Meeting Expectations	5	5	8	18
<b>Total Included</b>	<b>99</b>			



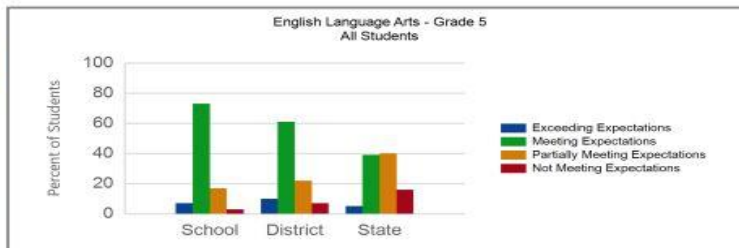
# Spring 2023, Grade 5 MCAS DATA

25

## Participation Rate: 100%

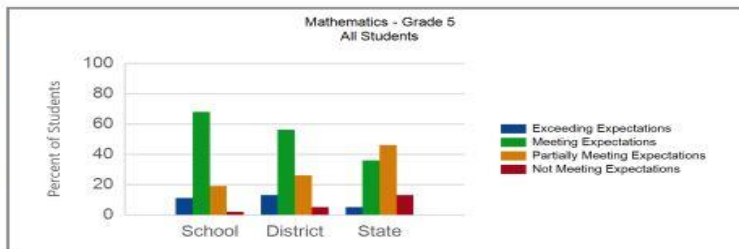
English Language Arts	N Students Included	% School	% District	% State
Exceeding Expectations	7	7	10	5
Meeting Expectations	75	73	61	39
Partially Meeting Expectations	18	17	22	40
Not Meeting Expectations	3	3	7	16
<b>Total Included</b>	<b>103</b>			

## All Students



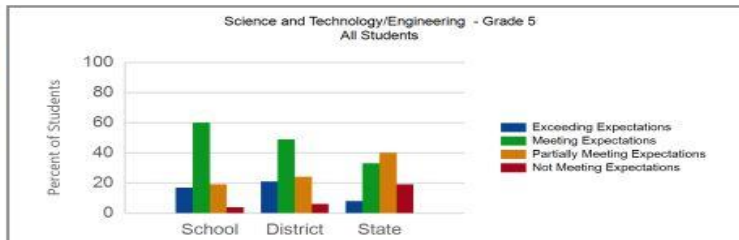
## Participation Rate: 100%


Mathematics	N Students Included	% School	% District	% State
Exceeding Expectations	11	11	13	5
Meeting Expectations	70	68	56	36
Partially Meeting Expectations	20	19	26	46
Not Meeting Expectations	2	2	5	13
<b>Total Included</b>	<b>103</b>			



## Participation Rate: 100%

Science and Technology/Engineering	N Students Included	% School	% District	% State
Exceeding Expectations	17	17	21	8
Meeting Expectations	62	60	49	33
Partially Meeting Expectations	20	19	24	40
Not Meeting Expectations	4	4	6	19
<b>Total Included</b>	<b>103</b>			





## Spotlight on Grade 5 Success



## Grade 5 Model Pilot

27

- All students placed in homeroom based on pathway
- Students from English Innovation and French Immersion pathways mixed for science class
- 0.3 FTE French teacher now teaches 2 sections of French and is moved to 0.6 FTE
- Students eat lunch daily with students from science class.
- Many events for Grade 5 students beyond the school day

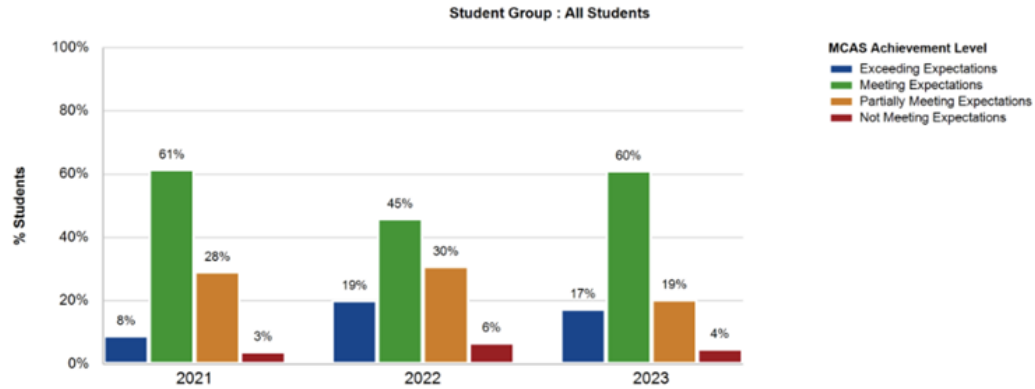
## Grade 5 Model Pilot



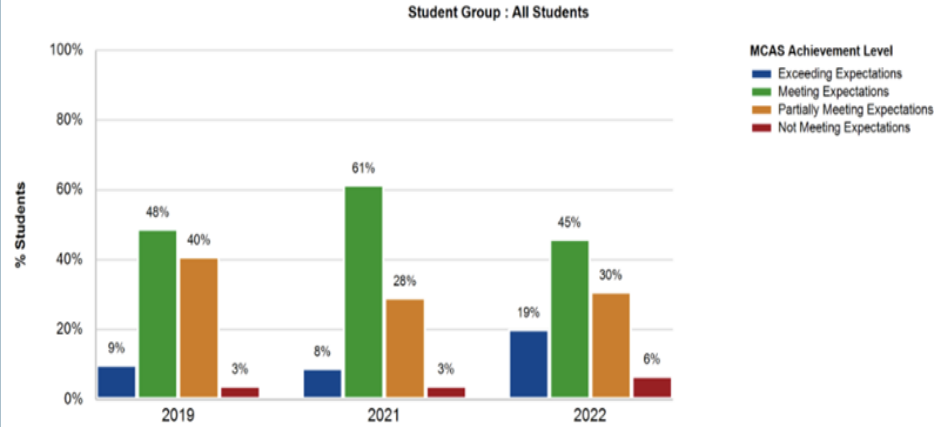
### Benefits

- Dedicated and protected time for science instruction
- Preparation for middle school
- Integration of pathways
- Consistent French teacher in grade 5
- Increased flexibility to teach all curriculum.





	2021			2022			2023		
	School	District	State	School	District	State	School	District	State
Exceeding Expectations	8%	9%	7%	19%	17%	7%	17%	21%	8%
Meeting Expectations	61%	57%	36%	45%	52%	36%	60%	49%	33%
Partially Meeting Expectations	28%	29%	39%	30%	25%	40%	19%	24%	40%
Not Meeting Expectations	3%	5%	19%	6%	6%	18%	4%	6%	19%
Average Scaled Score	507	507	494	510	510	495	513	511	494
N Students	99	344	65,182	120	391	65,967	103	380	65,520
Participation Rate	100%	99%	96%	100%	99%	99%	100%	100%	99%



	2019			2021			2022		
	School	District	State	School	District	State	School	District	State
Exceeding Expectations	9%	19%	8%	8%	9%	7%	19%	17%	7%
Meeting Expectations	48%	49%	40%	61%	57%	36%	45%	52%	36%
Partially Meeting Expectations	40%	29%	39%	28%	29%	39%	30%	25%	40%
Not Meeting Expectations	3%	3%	12%	3%	5%	19%	6%	6%	18%
Average Scaled Score	505	511	499	507	507	494	510	510	495
N Students	100	351	72,051	99	344	65,182	120	391	65,967
Participation Rate				100%	99%	96%	100%	99%	99%

# Next Steps for Collicot



## Next Steps

\*Using daily attendance and other data from PowerSchool, we will work to recognize good attendance and work to improve poor student attendance. We will employ data to identify individuals and groups of students who are missing 10% of their days.

We will work to provide additional supports for chronically absent students by engaging students and families, providing personalized outreach and working to remove barriers.

Attendance reports will be pulled every Monday before the Behavioral Health Team meets so this can be part of the support planning.

\*Using Vector Solutions, DESE focus indicators, classroom look-fors, and insights collected from classroom visits, we will establish an efficient and effective system for providing educators with feedback. This feedback will streamline supervision and evaluation, improve the quality of feedback provided to educators, and ensure the presence of school leaders in classrooms. Progress toward meeting this goal will be measured by documented adherence to evaluation timelines, a log of classroom visits, and samples of feedback provided to educators from observations, formative assessments/evaluations, and summative evaluations.



5th graders at  
work!




## 5th Grade STEAM Volume Zoo

5th graders at  
work!



5th graders at  
work!



## 5th Grade Collaborative Science



5th graders at  
work!



## 5th Grade Solar Ovens



## 5th Grade is Thankful for Collicot!



5th graders at  
work!

